

Monitoring & Evaluation (M&E) Mechanism  
for the UN Strategy on Mine Action:

Third Round of Country Data Collection

Presented by Ms. Petra Aldrich  
On behalf of the IACG-MA Consultative Working Group on M&E

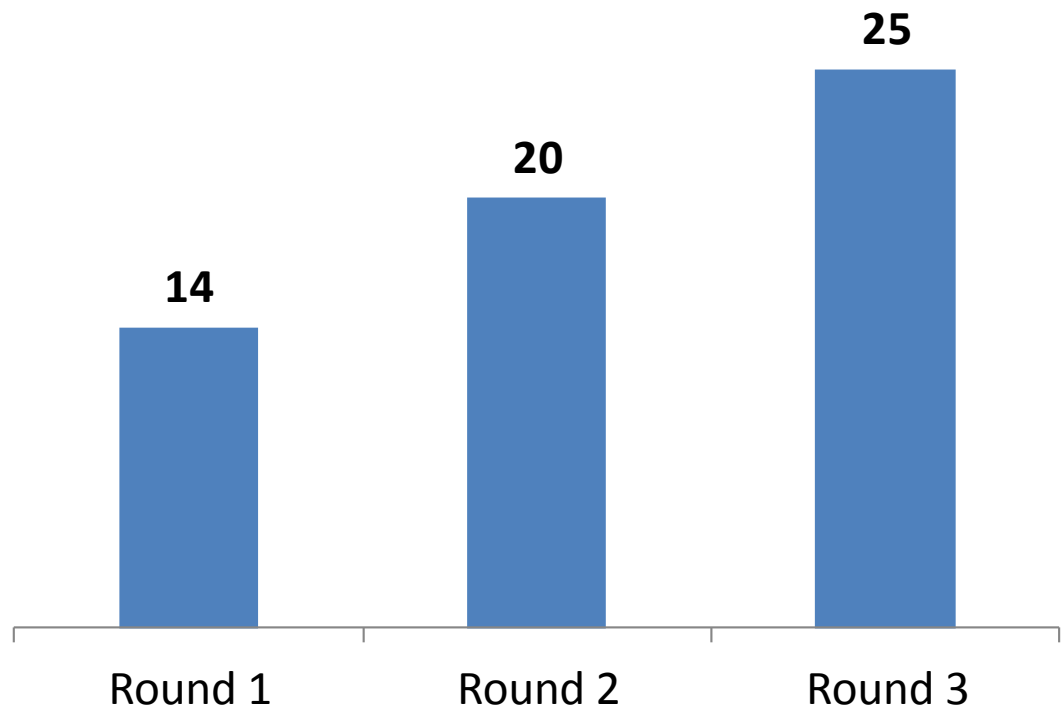
February 2016



# The Monitoring and Evaluation (M&E) Mechanism

- UN inter-agency M&E tool successfully launched in 2013.
- Findings constitute important contributions to several UN initiatives.

**Number of countries and territories participating**





## Context: Mine-Affected Countries and the UN

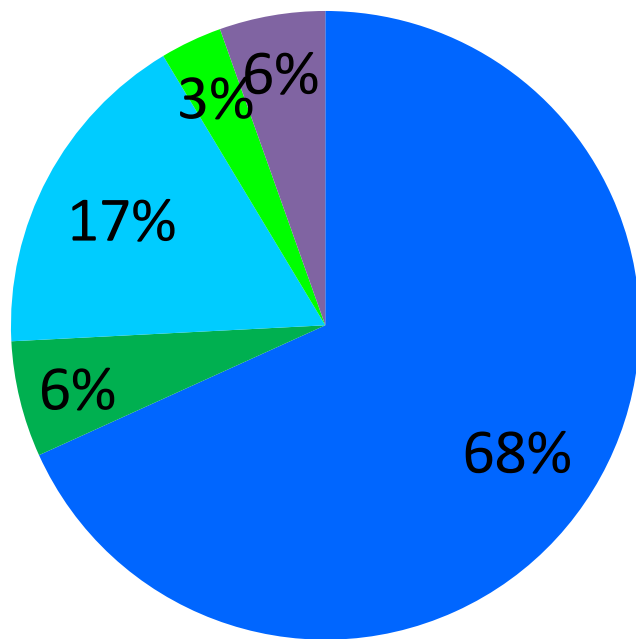
- Dataset of 89 mine-affected countries and territories; the UN supports mine action programmes in roughly 50%.
- 36.7% (32) highly contaminated; the UN supports mine action in 84%.
- 40% face governance challenges; the UN supports mine action in 71%.

Mine-affected countries/territories	All	UN supports mine action
Experiencing violent conflict (Uppsala Conflict Data Programme)	38.6%	52%
Middle income (The World Bank)	60.2%	40.9%
Low income (The World Bank)	28.8%	59%



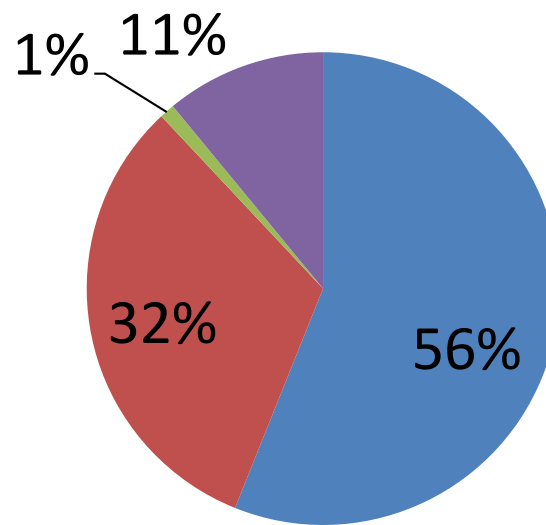
# Mine/ERW Casualties in 2015

## By Age and Gender



- Men
- Women
- Boys
- Girls
- Unknown

## By Victim Type

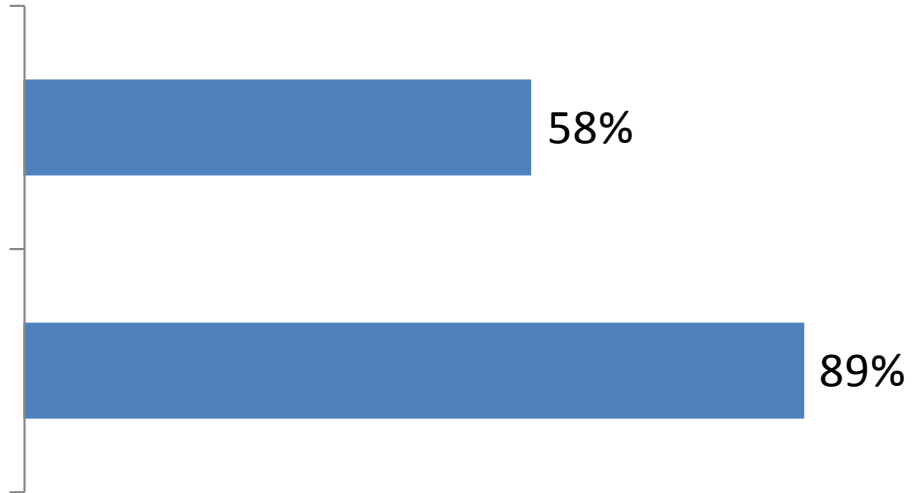


- Civilians
- Non-Civilians
- Working Operators
- Unknown



# Clearance and Mine/ERW Risk Education

Average per cent of contaminated land in participating countries/territories that has been surveyed to identify contamination



Per cent of identified BAC & minefield SHA and CHA that has been released.

## Clearance of affected infrastructure:

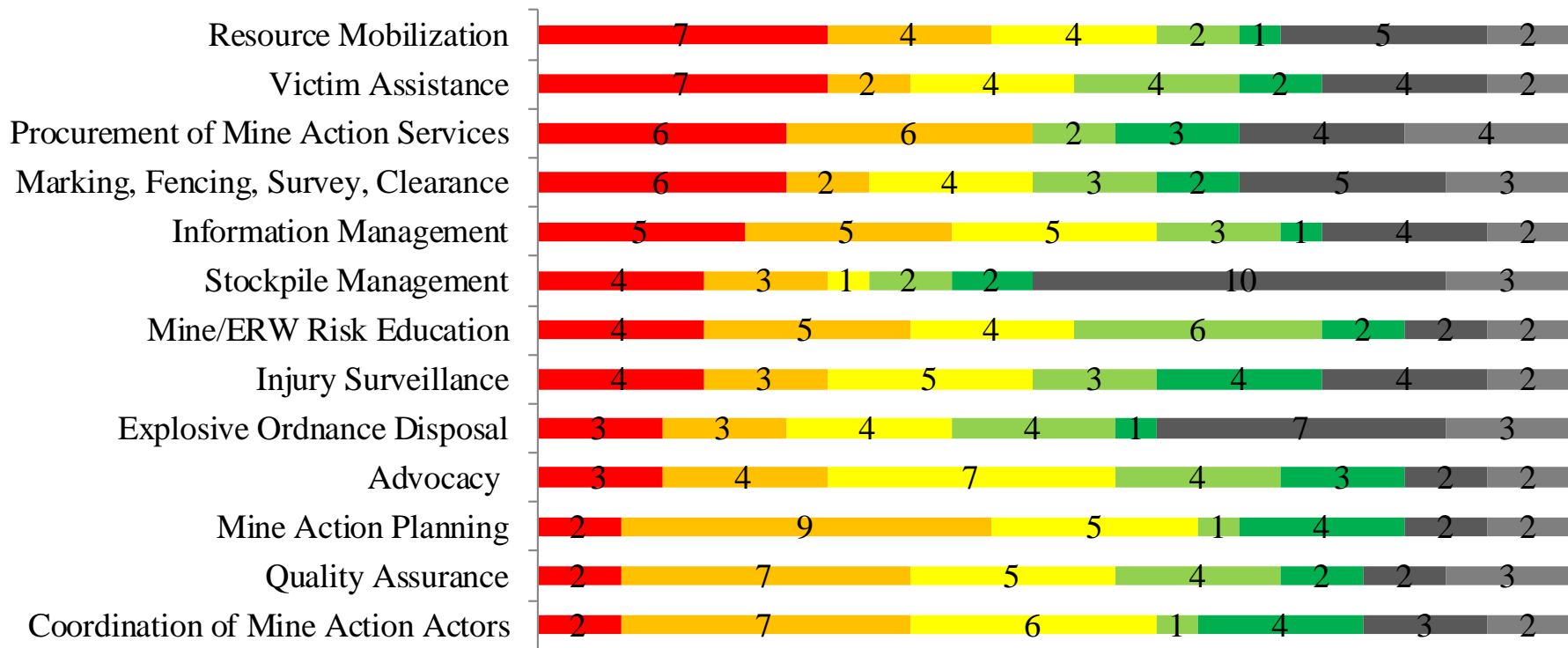
- 74% of hospitals suspected or confirmed hazardous have been cleared;
- 88% of educational facilities suspected or confirmed hazardous have been cleared;

## Mine/ERW Risk Education:

- Cumulatively as of 1 July 2015, at least 10 million risk education sessions had been conducted, reaching 35 million people.



# National Ownership: Capacity



Number of Countries

■ Need for increased capacity

■ Basic capacity in place

■ Moderate capacity in place

■ Good capacity in place

■ Independent capacity in place

■ Not applicable

■ Unavailable



# National Ownership: Policy

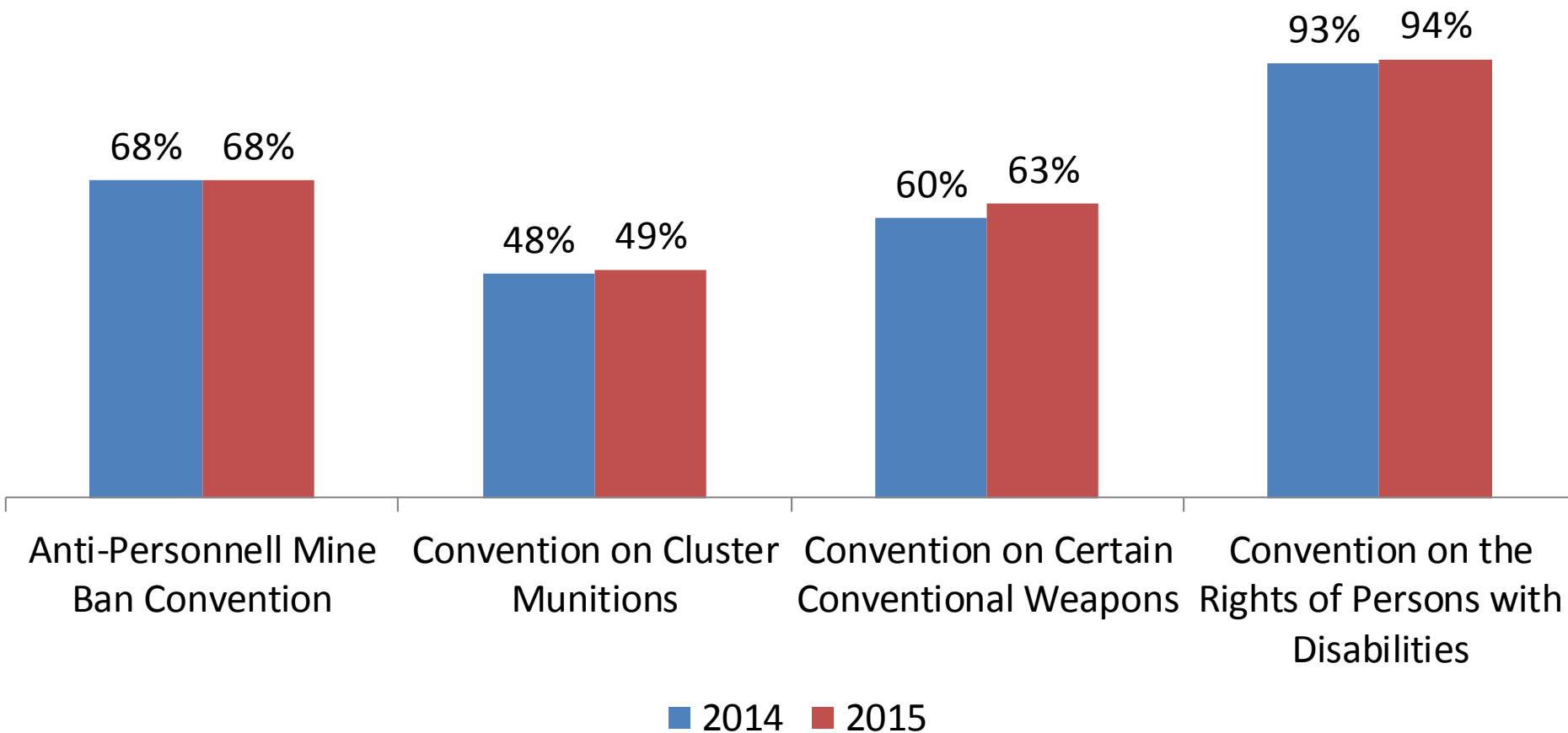
## National Policy Indicators: Percent of National Authorities





# International Frameworks and Instruments

## Signing and Ratification: Percent of Mine/ERW-Affected States







## Conclusion

### Benefits and Strengths of the M&E Mechanism

- Build evidence-base for UN and UN-supported reporting, policy, and programming;
- Support multilateral coordination;
- Enhance transparency and accountability.

### Next Steps

- Meetings with stakeholders this week;
- Increase participation of affected countries with a United Nations mine action presence;
- Launch Round 4 of data collection by end of June 2016.